
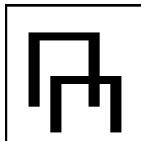
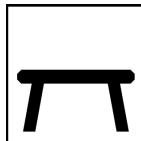





NW Paul Reay Team Challenge 2019

Robin Park, Wigan

Regional 3

Club	TOTAL				
Southport	46.201 (1)	11.700 (11)	11.334 (1)	11.400 (1)	11.767 (3)
Warrington	44.069 (2)	12.234 (5)	9.834 (7)	10.234 (2)	11.767 (4)
Bury - B team	43.702 (3)	12.434 (2)	10.967 (2)	9.634 (7)	10.667 (11)
Wigan & Ashton	43.501 (4)	11.867 (10)	10.400 (3)	9.400 (8)	11.834 (2)
Bury - D team	43.235 (5)	11.867 (9)	10.367 (4)	10.067 (4)	10.934 (8)
Stockport - team 2	42.869 (6)	11.234 (12)	9.234 (9)	10.234 (3)	12.167 (1)
Vernon Park	42.735 (7)	12.234 (4)	10.167 (6)	9.367 (9)	10.967 (7)
Sparks - red team	42.334 (8)	12.100 (7)	8.834 (12)	10.000 (6)	11.400 (6)
Bury - E team	42.235 (9)	11.934 (8)	9.400 (8)	10.034 (5)	10.867 (9)
Bury - C team	41.802 (10)	12.400 (3)	10.234 (5)	8.934 (11)	10.234 (12)
Sparks - blue team	41.667 (11)	12.100 (6)	8.900 (11)	9.167 (10)	11.500 (5)
Bury - A team	40.467 (12)	12.500 (1)	9.100 (10)	8.167 (12)	10.700 (10)


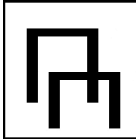


Generated Sun, 15 Sep 2019 21:42:38 +0100 in 0.002 seconds by kscore.ca



NW Paul Reay Team Challenge 2019

Robin Park, Wigan

Regional 4

Club	TOTAL				
Warrington	133.071 (1)	35.901 (1)	30.001 (3)	32.368 (1)	34.801 (1)
Sparks - blue team	130.538 (2)	35.567 (2)	31.301 (1)	30.402 (2)	33.268 (4)
Southport	128.804 (3)	35.501 (4)	30.767 (2)	28.601 (5)	33.935 (2)
Vernon Park	128.338 (4)	35.468 (5)	30.001 (4)	29.368 (3)	33.501 (3)
The Wire	126.270 (5)	35.434 (6)	29.634 (5)	28.834 (4)	32.368 (6)
Sparks - red team	125.870 (6)	35.534 (3)	29.501 (6)	28.134 (6)	32.701 (5)


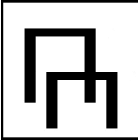


Generated Sun, 15 Sep 2019 21:42:26 +0100 in 0.002 seconds by kscore.ca



NW Paul Reay Team Challenge 2019

Robin Park, Wigan

Regional 5


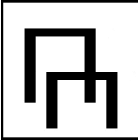


Club	TOTAL				
Warrington - B team	136.253 (1)	35.401 (2)	31.934 (1)	34.650 (1)	34.268 (3)
The Wire - team 1	131.686 (2)	34.601 (8)	29.734 (13)	33.250 (2)	34.101 (4)
Warrington - C team	131.487 (3)	33.668 (13)	31.168 (4)	32.550 (4)	34.101 (5)
Vernon Park	130.735 (4)	35.301 (3)	30.867 (6)	30.000 (10)	34.567 (1)
Warrington - A team	130.554 (5)	35.001 (4)	30.635 (8)	30.650 (7)	34.268 (2)
The Wire - team 2	130.486 (6)	34.201 (10)	30.334 (11)	32.650 (3)	33.301 (10)
Stockport	129.934 (7)	34.967 (5)	30.867 (7)	30.200 (9)	33.900 (7)
Sparks - purple team	129.802 (8)	34.934 (6)	31.034 (5)	30.700 (6)	33.134 (11)
Sparks - green team	129.553 (9)	35.468 (1)	30.335 (10)	29.950 (11)	33.800 (8)
Salford	128.552 (10)	34.500 (9)	30.234 (12)	29.750 (12)	34.068 (6)
Bury	127.336 (11)	33.135 (14)	31.434 (2)	31.300 (5)	31.467 (15)
Southport - team 1	127.137 (12)	33.735 (12)	29.368 (15)	30.500 (8)	33.534 (9)
Sparks - blue team	126.969 (13)	34.834 (7)	29.667 (14)	29.500 (14)	32.968 (13)
Southport - team 2	126.770 (14)	32.935 (15)	31.201 (3)	29.700 (13)	32.934 (14)
Medlock	122.186 (15)	34.001 (11)	30.401 (9)	24.750 (15)	33.034 (12)








NW Paul Reay Team Challenge 2019

Robin Park, Wigan



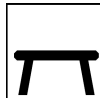


Regional 6

Club	TOTAL				
The Wire - team 2	126.950 (1)	31.600 (10)	30.150 (7)	31.600 (2)	33.600 (2)
Sparks - blue team	126.100 (2)	32.600 (2)	31.700 (1)	29.750 (6)	32.050 (12)
Sparks - green team	125.650 (3)	32.550 (3)	31.200 (2)	29.850 (5)	32.050 (13)
The Wire - team 1	125.450 (4)	32.400 (5)	30.850 (4)	28.250 (10)	33.950 (1)
Vernon Park	125.200 (5)	31.900 (7)	30.300 (6)	29.950 (4)	33.050 (4)
Warrington - B team	125.000 (6)	30.850 (13)	30.650 (5)	31.150 (3)	32.350 (11)
Warrington - A team	123.800 (7)	32.300 (6)	27.300 (17)	31.850 (1)	32.350 (10)
Stockport - team 1	123.150 (8)	31.550 (11)	29.900 (9)	29.200 (8)	32.500 (9)
Sparks - red team	123.100 (9)	32.600 (1)	28.600 (15)	28.600 (9)	33.300 (3)
CMIG - blue team	123.000 (10)	29.950 (15)	30.850 (3)	29.450 (7)	32.750 (7)
Wigan & Ashton	122.500 (11)	32.400 (4)	29.550 (11)	27.550 (12)	33.000 (5)
The Wire - team 3	121.050 (12)	31.000 (12)	30.150 (8)	27.900 (11)	32.000 (14)
Sparks - purple team	120.900 (13)	31.850 (8)	29.800 (10)	26.300 (15)	32.950 (6)
Salford	120.600 (14)	31.700 (9)	28.750 (14)	27.450 (14)	32.700 (8)
Stockport - team 2	115.650 (15)	30.300 (14)	28.800 (13)	24.750 (17)	31.800 (15)
Southport	114.350 (16)	29.950 (16)	29.550 (12)	24.850 (16)	30.000 (17)
Bury	112.850 (17)	29.550 (17)	27.850 (16)	23.700 (18)	31.750 (16)
CMIG - red team	112.400 (18)	29.200 (18)	25.750 (18)	27.500 (13)	29.950 (18)


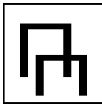
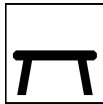


Incomplete results — One or more athlete(s) is missing a score.


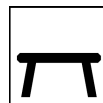
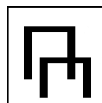
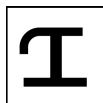
#	Athlete	Club															
			D	Score	Rk	D	Score	Rk	D	Score	Rk	D	Score	Rk	D	Score	Rk
191	GROVE Chloe	Southport	2.80	11.700	8			13			12	3.20	11.767	3	6.00	23.467	1
188	FIELDING Ellie	Bury - B team	3.50	12.434	2	2.70	10.967	2			12			12	6.20	23.401	2
198	IJIMA Ellen	Stockport - team 2	2.80	11.234	9			13			12	3.30	12.167	1	6.10	23.401	2
104	NORTON Lila	Vernon Park	2.80	12.234	4			13			12	3.30	10.967	6	6.10	23.201	3
186	TURNER Charlotte	Bury - A team	3.60	12.500	1			13			12	3.30	10.700	9	6.90	23.200	4
213	LOMAX Poppy	Bury - D team	2.80	11.867	7			13	0.00	0.000	12	3.10	10.934	7	5.90	22.801	5
190	DAVIES Millie	Southport			10	3.10	11.334	1	3.00	11.400	1			12	6.10	22.734	6
210	GOODMAN Talia	Bury - C team	3.50	12.400	3	2.50	10.234	5			12			12	6.00	22.634	7
221	ADAMSON Millie	Warrington	3.00	12.234	4			13	3.30	10.234	2			12	6.30	22.468	8
201	MCGUIGAN Kaytlin	Wigan & Ashton			10	2.60	10.400	3			12	3.50	11.834	2	6.10	22.234	9
222	SMITH Megan Ruth	Warrington			10	3.10	9.834	7			12	3.70	11.767	3	6.80	21.601	10
225	HIGGINSON Grace	Sparks - red team			10			13	3.60	10.000	5	3.70	11.400	5	7.30	21.400	11
215	OUOMBLE Michelle	Bury - E team	3.50	11.934	6	2.50	9.400	8			12			12	6.00	21.334	12
202	GANNON Mckenzie	Wigan & Ashton	3.50	11.867	7			13	2.90	9.400	7			12	6.40	21.267	13
223	TIERNEY Lauren	Sparks - blue team	3.50	12.100	5	2.40	8.900	11			12			12	5.90	21.000	14
226	MAYNARD Amelia	Sparks - red team	3.50	12.100	5	2.20	8.834	12			12			12	5.70	20.934	15
214	COLE Tegan	Bury - E team			10			13	3.30	10.034	4	3.20	10.867	8	6.50	20.901	16
224	WITHERS Morgan	Sparks - blue team			10			13	3.00	9.167	9	4.00	11.500	4	7.00	20.667	17
212	YOUNG-BROWNING Mia-Gemini	Bury - D team			10	3.00	10.367	4	2.80	10.067	3			12	5.80	20.434	18
189	WATERS Lucie	Bury - B team			10			13	2.80	9.634	6	3.30	10.667	10	6.10	20.301	19
209	DE FREITAS BORGES Leandra Britney	Vernon Park			10	2.50	10.167	6	3.40	9.367	8			12	5.90	19.534	20
200	DAVENPORT Heather	Stockport - team 2			10	3.10	9.234	9	3.20	10.234	2			12	6.30	19.468	21
211	HEATON-BAILEY Mimi Grace	Bury - C team			10			13	3.40	8.934	10	3.10	10.234	11	6.50	19.168	22
187	BAIRD Anna	Bury - A team			10	3.10	9.100	10	2.40	8.167	11			12	5.50	17.267	23

Incomplete results — One or more athlete(s) is missing a score.


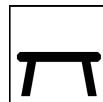
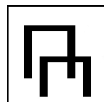
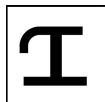
#	Athlete	Club															
			D	Score	Rk	D	Score	Rk	D	Score	Rk	D	Score	Rk	D	Score	Rk
178	TOPPING Rebecca	Warrington	3.50	12.067	1	2.60	10.267	6	3.50	10.534	4	3.30	11.567	2	12.90	44.435	1
101	DRURY Georgina	Vernon Park	2.80	11.934	2	2.50	10.434	4	2.70	10.267	5	3.20	11.267	6	11.20	43.902	2
134	WHITE Lacey	Sparks - red team	2.80	11.767	7	2.80	10.334	5	3.20	11.100	2	3.10	10.634	14	11.90	43.835	3
150	LEONG Ava	Sparks - blue team	2.80	11.867	4	2.80	10.134	8	3.30	10.534	4	3.20	11.234	7	12.10	43.769	4
146	GRIFFITHS Molly	Sparks - blue team	3.50	11.900	3	2.90	10.667	2	3.30	9.934	8	3.50	11.200	8	13.20	43.701	5
105	GALLAGHER Meisha	Vernon Park	2.80	11.634	9	2.70	10.000	11	3.10	10.634	3	3.40	11.034	10	12.00	43.302	6
116	KINDER Lillia	Southport	2.80	11.934	2	2.70	10.067	10	2.40	9.867	10	3.00	11.034	10	10.90	42.902	7
131	BEBBINGTON Sophie	Sparks - red team	2.80	11.834	5	2.50	10.100	9	3.10	9.367	11	3.60	11.067	9	12.00	42.368	8
162	WALL Ella	The Wire	3.00	11.634	9	2.90	10.567	3	2.60	9.900	9	3.20	10.234	16	11.70	42.335	9
103	KENNEDY Amelia	Vernon Park	2.80	11.900	3	2.00	9.567	12	2.20	8.467	13	3.30	11.200	8	10.30	41.134	10
177	SCHWARZE Ellie	Warrington	3.00	11.867	4	2.00	6.534	18	3.10	10.634	3	3.30	11.267	6	11.40	40.302	11
164	WINSKILL Ellie	The Wire	2.80	11.900	3	2.70	8.734	17	2.70	8.934	12	3.20	10.500	15	11.40	40.068	12
132	KRUPINSKI Erin	Sparks - red team	2.80	11.900	3	1.90	9.067	15	2.90	7.667	15	3.20	11.000	11	10.80	39.634	13
133	MOLLOY Bronte	Sparks - red team	3.00	11.800	6	2.90	9.034	16	2.30	5.967	17	3.10	9.767	17	11.30	36.568	14
176	OWEN Abby	Warrington	2.80	11.900	3			19	2.70	10.100	6	3.50	11.734	1	9.00	33.734	15
118	LEASON Emily	Southport	2.80	11.900	3	2.00	10.000	11			18	3.00	11.434	5	7.80	33.334	16
180	WEND Summer-Ellen	Warrington			13	2.70	10.334	5	3.10	11.200	1	3.30	11.500	3	9.10	33.034	17
120	MOFFATT Annie	Southport			13	2.80	10.700	1	3.00	9.367	11	3.00	11.467	4	8.80	31.534	18
161	GILES Hannah	The Wire	3.00	11.900	3	1.90	9.500	13	3.20	10.000	7			19	8.10	31.400	19
149	GRUMBRIDGE Amelia	Sparks - blue team	2.80	11.567	10	3.00	10.434	4	2.60	8.934	12			19	8.40	30.935	20
147	CARTER Willow	Sparks - blue team			13	2.80	10.200	7	3.00	9.934	8	3.20	10.734	13	9.00	30.868	21
119	HESKETH D'ALBUQUERQUE Annabel	Southport	2.80	11.667	8	1.90	9.400	14	3.10	9.367	11			19	7.80	30.434	22
165	POWELL Megan	The Wire			13	1.90	9.567	12	2.80	7.967	14	3.00	11.034	10	7.70	28.568	23
117	SMITH Olivia	Southport	2.80	11.334	12			19	3.70	7.000	16	3.00	9.534	18	9.50	27.868	24
148	GOWERS Ruby	Sparks - blue team	2.80	11.800	6			19			18	3.10	10.834	12	5.90	22.634	25
163	DOHERTY Lilly	The Wire	2.80	11.400	11			19			18	3.10	10.834	12	5.90	22.234	26
179	D'SYMONDS Leila	Warrington	2.80	11.934	2	1.90	9.400	14			18			19	4.70	21.334	27
102	GARBA Fathia	Vernon Park			13			19			18			19	0.00	0.000	28
135		Sparks - red team			13			19			18			19	0.00	0.000	28

Incomplete results — One or more athlete(s) is missing a score.

#	Athlete	Club															
			D	Score	Rk	D	Score	Rk	D	Score	Rk	D	Score	Rk	D	Score	Rk
175	CONROY Emma	Warrington - B team	2.80	11.867	2	2.30	10.400	7	3.00	11.850	1	3.10	11.467	5	11.20	45.584	1
173	DAKIN Brogen	Warrington - B team	2.80	11.734	6	2.60	10.634	3	3.10	11.250	4	3.10	11.334	9	11.60	44.952	2
170	WOODS Keira	Warrington - A team	3.00	11.767	5	2.50	10.234	11	2.90	11.250	4	3.10	11.334	9	11.50	44.585	3
92	CHRONNELL Lilah	Bury	2.80	11.334	17	2.70	11.267	1	3.00	11.100	5	3.10	10.867	22	11.60	44.568	4
220	BRAY Iris	Warrington - C team	2.80	11.434	14	2.40	10.434	6	2.90	10.800	11	3.20	11.534	3	11.30	44.202	5
217	TOMLINSON Holly	Warrington - C team	2.80	11.567	11	2.40	10.367	8	2.90	10.900	9	3.20	11.367	8	11.30	44.201	6
181	FALLON Zarina	Salford	2.80	11.500	13	2.40	10.267	10	3.20	10.850	10	3.20	11.434	6	11.60	44.051	7
140	CHANDLER Lily-Grace	Sparks - purple team	2.80	11.767	5	2.40	10.234	11	3.10	10.600	14	3.10	11.367	8	11.40	43.968	8
167	MYLES Emily	Warrington - A team	3.00	11.600	10	2.40	10.134	13	3.00	10.450	16	3.20	11.700	1	11.60	43.884	9
152	HINDS Emylea	The Wire - team 1	2.80	11.567	11	2.40	10.067	15	3.10	10.950	8	3.00	11.300	10	11.30	43.884	9
195	WINTERBONE Amy	Stockport	2.80	11.600	10	2.40	10.267	10	2.40	10.500	15	3.10	11.400	7	10.70	43.767	10
207	PASTORE Gabrielle	Vernon Park	2.80	11.667	8	2.40	10.600	4	2.90	9.950	21	3.20	11.500	4	11.30	43.717	11
158	HOLCROFT Emmie	The Wire - team 2	2.80	11.367	16	2.40	10.100	14	3.30	11.000	7	3.00	10.967	20	11.50	43.434	12
192	WIDDALL Gabriella	Stockport	2.80	11.667	8	2.40	10.300	9	3.20	10.150	20	3.00	11.300	10	11.40	43.417	13
206	MCGRATH Isabelle	Vernon Park	2.80	11.367	16	2.40	10.067	15	2.90	10.450	16	3.00	11.500	4	11.10	43.384	14
136	HADFIELD Grace	Sparks - purple team	2.80	11.300	18	2.60	10.500	5	3.00	10.600	14	2.90	10.867	22	11.30	43.267	15
123	CRAWFORD Amelia Rose	Sparks - green team	2.80	11.867	2	2.40	10.067	15	2.80	9.900	22	3.20	11.400	7	11.20	43.234	16
121	FLETCHER Macie	Sparks - green team	2.80	11.567	11	2.40	10.234	11	2.90	10.300	17	3.20	11.000	19	11.30	43.101	17
112	CASTINEIRA Andrea	Southport - team 2	2.80	11.034	22	2.40	10.434	6	3.00	10.250	18	2.90	11.167	14	11.10	42.885	18
109	SIMS Florence	Southport - team 1	2.80	11.067	21	2.40	10.034	16	2.90	10.600	14	2.90	11.100	16	11.00	42.801	19
229	FRODSHAM Orla	Stockport	2.80	11.700	7	2.40	10.267	10	3.00	9.550	27	3.10	11.200	13	11.30	42.717	20
98	HOPPER Evie	Medlock	2.80	11.534	12	2.40	10.367	8	3.10	9.450	29	3.10	11.200	13	11.40	42.551	21
205	MOORE Ellie	Vernon Park	2.80	11.834	3	2.40	9.867	21	2.80	9.150	33	3.10	11.567	2	11.10	42.418	22
143	O'KEEFFE Olivia	Sparks - blue team	2.80	11.767	5	2.50	10.000	17	2.60	9.650	25	3.10	10.967	20	11.00	42.384	23
111	CARTER Elin	Southport - team 2	2.80	11.167	19	2.40	10.234	11	2.40	9.550	27	2.90	11.067	17	10.50	42.018	24
218	KNOWLES Poppy	Warrington - C team	2.00	10.667	27	2.30	9.200	28	3.00	10.850	10	2.90	11.200	13	10.20	41.917	25
114	FINNEY Grace	Southport - team 2	2.00	10.734	25	2.40	10.367	8	2.20	9.900	22	2.90	10.700	26	9.50	41.701	26
185	MOLYNEAUX Eva	Salford	2.80	11.434	14	2.40	9.867	21	2.50	8.950	34	3.20	11.334	9	10.90	41.585	27
96	LEES Chloe	Medlock	2.80	11.367	16	2.40	10.100	14	3.00	8.750	36	3.00	11.034	18	11.20	41.251	28
194	MANNION Lola	Stockport	2.00	10.800	23	2.40	10.300	9	2.20	8.800	35	3.10	11.134	15	9.70	41.034	29
153	NUTTALL Isabella	The Wire - team 1	2.80	11.367	16	2.60	9.350	27	2.50	10.200	19	3.20	9.900	29	11.10	40.817	30
166	MCLEMON Poppy	Warrington - A team	2.80	11.600	10	2.50	9.034	29	2.90	8.950	34	3.10	11.034	18	11.30	40.618	31




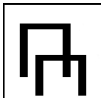
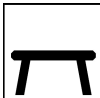


#	Athlete	Club	D	Score	Rk	D	Score	Rk	D	Score	Rk	D	Score	Rk	D	Score	Rk
113	WITT Esmee	Southport - team 2	2.00	10.567	28	2.40	10.400	7	2.30	8.550	37	3.00	10.700	26	9.70	40.217	32
97	ELLIS-PEARSON Holly	Medlock	2.80	11.100	20	2.40	9.934	19	2.90	6.550	42	3.20	10.800	24	11.30	38.384	33
160	BERRIDGE Helena	The Wire - team 2	2.80	11.400	15			32	3.00	11.400	3	2.90	11.134	15	8.70	33.934	34
125	BENJAMIN Jessica	Sparks - green team	2.80	12.034	1	2.40	10.034	16			43	3.20	11.400	7	8.40	33.468	35
203	FORSHAW Niamh	Vernon Park	2.80	11.800	4	2.40	10.200	12			43	3.00	11.267	11	8.20	33.267	36
154	MORRIS Emma	The Wire - team 1	2.80	11.600	10	2.40	9.967	18			43	3.20	11.334	9	8.40	32.901	37
174	COYLE Edie	Warrington - B team	2.80	11.634	9	2.50	10.900	2	2.90	10.300	17			30	8.20	32.834	38
126	HUTCHINSON Maisie	Sparks - blue team	2.80	11.700	7	2.40	9.967	18			43	2.90	11.167	14	8.10	32.834	38
157	LAWLESS Jessica	The Wire - team 2	2.80	11.434	14	2.40	10.234	11			43	3.10	11.067	17	8.30	32.735	39
171	JONES Elizabeth	Warrington - B team			29	2.30	9.900	20	3.00	11.550	2	3.10	11.100	16	8.40	32.550	40
151	CARTER Olivia	The Wire - team 1	2.80	11.434	14	2.40	9.700	23	3.10	11.050	6			30	8.30	32.184	41
106	TURNER Isabel	Southport - team 1	2.80	11.334	17	2.60	8.967	30			43	3.10	11.434	6	8.50	31.735	42
139	GARDNER Abby	Sparks - purple team	2.80	11.767	5	2.40	8.800	31			43	3.00	10.900	21	8.20	31.467	43
184	ADDY Sarah	Salford			29	2.60	10.100	14	3.00	9.950	21	3.10	11.300	10	8.70	31.350	44
137	WILSON Jess	Sparks - purple team	2.80	11.400	15			32	2.90	9.500	28	3.20	10.400	27	8.90	31.300	45
107	CAMPBELL Isobel	Southport - team 1	2.80	11.334	17			32	3.10	9.150	33	3.00	10.800	24	8.90	31.284	46
124	LINNEY Alisha	Sparks - green team	2.80	11.434	14	2.40	10.034	16	3.00	9.750	23			30	8.20	31.218	47
182	AMBROSE Libby	Salford	2.80	11.500	13			32	2.80	8.450	38	3.20	11.167	14	8.80	31.117	48
127	LAWSON-YOUNG Melissa	Sparks - blue team	2.80	11.367	16			32	3.00	8.800	35	3.00	10.834	23	8.80	31.001	49
108	BUSHELL Maia	Southport - team 1			29	2.40	9.200	28	3.20	10.750	12	3.10	11.000	19	8.70	30.950	50
159	BROWN Maisie	The Wire - team 2			29	2.40	9.400	25	3.10	10.250	18	3.10	11.100	16	8.60	30.750	51
156	CORNER Kassie	The Wire - team 2	2.80	11.367	16	2.40	10.000	17	2.30	9.300	31			30	7.50	30.667	52
95	HALLOWS Jessica	Bury	2.00	10.767	24	2.30	9.967	18			43	3.00	9.900	29	7.30	30.634	53
142	EDWARDS Amelia	Sparks - blue team			29	2.50	9.700	23	3.10	10.150	20	3.10	10.734	25	8.70	30.584	54
91	TAYLOR Chloe	Bury	2.00	11.034	22	2.30	10.200	12	2.30	9.250	32			30	6.60	30.484	55
93	WHITEHEAD Holly	Bury	2.00	10.700	26			32	2.30	9.550	27	3.20	10.200	28	7.50	30.450	56
94	JENKINSON Summer	Bury			29	2.40	9.200	28	3.20	10.650	13	2.90	10.400	27	8.50	30.250	57
128	WOOLFENDEN Caitlin	Sparks - blue team	2.80	11.167	19	2.40	9.367	26	2.50	9.700	24			30	7.70	30.234	58
122	CARDOZA Jessica	Sparks - green team			29	2.40	9.634	24	2.90	9.400	30	3.10	11.000	19	8.40	30.034	59
37	MADIGAN Sadie	Warrington - A team	2.80	11.634	9			32	2.40	6.600	41	3.10	11.234	12	8.30	29.468	60
110	GLYNN Ellen	Southport - team 1	2.00	10.667	27	2.40	10.134	13	2.50	7.600	40			30	6.90	28.401	61
172	MULLANEY Ellie	Warrington - B team	3.00	11.800	4			32			43	3.10	11.467	5	6.10	23.267	62
155	STOPFORTH Ivy -Rose	The Wire - team 1			29	0.00	0.000	32	2.90	11.250	4	3.10	11.467	5	6.00	22.717	63
183	BRIDGE Katie	Salford	2.80	11.500	13	2.30	9.767	22			43			30	5.10	21.267	64
219	PURDIE Charlotte	Warrington - C team	2.00	10.567	28	2.40	10.367	8			43			30	4.40	20.934	65
216	JENKINS Scarlett	Warrington - C team			29			32	3.00	9.650	25	2.90	10.867	22	5.90	20.517	66
138	JONES Daisy	Sparks - purple team			29	2.40	10.300	9	2.70	8.300	39			30	5.10	18.600	67
169	DUNN Emily	Warrington - A team			29	2.40	10.267	10			43			30	2.40	10.267	68
204	BEATTIE Lucy	Vernon Park			29			32	2.80	9.600	26			30	2.80	9.600	69
115		Southport - team 2			29			32			43			30	0.00	0.000	70

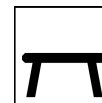
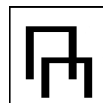
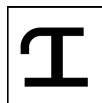


#	Athlete	Club	D	Score	Rk	D	Score	Rk	D	Score	Rk	D	Score	Rk	D	Score	Rk
100		Medlock			29			32			43			30	0.00	0.000	70
99		Medlock			29			32			43	0.00	0.000	30	0.00	0.000	70


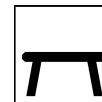

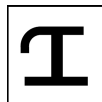
Generated Mon, 16 Sep 2019 00:37:06 +0100 in 0.004 seconds by kscore.ca

Incomplete results — One or more athlete(s) is missing a score.

#	Athlete	Club															
			D	Score	Rk	D	Score	Rk	D	Score	Rk	D	Score	Rk	D	Score	Rk
39	MCHUGH Holly	Warrington - A team	2.00	10.650	9	2.40	9.950	14	2.70	11.150	1	3.20	11.200	5	10.30	42.950	1
51	MORRIS Lily	The Wire - team 1	2.00	10.850	5	2.40	10.050	12	2.50	10.550	5	3.00	11.450	1	9.90	42.900	2
14	CHALICE-PRITCHARD Lilly-Mae	Sparks - green team	2.00	11.050	1	2.30	10.650	4	2.00	10.050	11	3.10	11.050	8	9.40	42.800	3
23	SHONE Skye	The Wire - team 2	2.00	10.350	15	2.30	10.300	8	2.60	10.650	3	2.90	11.350	2	9.80	42.650	4
16	BAXENDALE Evelyn	Sparks - blue team	2.00	10.950	3	2.40	10.850	1	2.20	10.400	7	3.00	10.100	26	9.60	42.300	5
1	BOSLEM Scarlett	CMIG - blue team	1.00	10.000	20	2.30	10.750	2	2.70	10.300	9	2.90	11.250	4	8.90	42.300	5
68	ADIE Alice	Vernon Park	2.00	10.400	14	2.40	10.150	10	2.50	10.500	6	2.90	10.950	10	9.80	42.000	6
82	FALLON Emelia	Sparks - red team	2.00	10.750	7	2.40	10.150	10	2.20	9.800	14	3.00	11.200	5	9.60	41.900	7
53	TAYLOR Caitlin	The Wire - team 1	2.00	10.900	4	2.40	10.650	4	2.10	9.000	26	2.90	11.300	3	9.40	41.850	8
47	GARROTT Amelie	Stockport - team 1	2.00	10.400	14	2.40	10.350	7	2.70	10.050	11	2.90	11.000	9	10.00	41.800	9
67	RAYNER Imogen	Vernon Park	2.00	10.500	12	2.40	10.350	7	2.60	9.900	12	2.90	11.050	8	9.90	41.800	9
26	RODERICK Darcey	The Wire - team 3	2.00	10.650	9	2.40	10.100	11	2.50	9.850	13	3.20	10.950	10	10.10	41.550	10
85	WOOD Betsy	Sparks - red team	2.00	10.900	4	2.40	10.000	13	1.90	9.800	14	3.10	10.800	13	9.40	41.500	11
15	DA SILVA Renae	Sparks - green team	2.00	10.450	13	2.30	10.100	11	1.80	10.300	9	2.90	10.550	18	9.00	41.400	12
22	REES Megan	The Wire - team 2	2.00	10.250	16	2.40	9.800	17	2.80	10.600	4	3.00	10.700	15	10.20	41.350	13
27	MURPHY Ellie	The Wire - team 3	2.00	10.600	10	2.40	10.700	3	2.00	9.150	24	2.90	10.900	11	9.30	41.350	13
11	FOLEY Anja	Sparks - green team	2.00	11.050	1	2.30	10.450	6	2.40	9.500	18	2.50	10.300	23	9.20	41.300	14
64	ANGLESEA Eleanor	Wigan & Ashton	2.00	10.850	5	2.10	10.050	12	2.60	8.900	28	3.20	11.450	1	9.90	41.250	15
21	ALLEN Rosie	The Wire - team 2	2.00	10.450	13	2.20	10.050	12	2.20	9.400	20	3.00	11.300	3	9.40	41.200	16
62	CHATTERLEY Layla	Wigan & Ashton	2.00	10.800	6	2.40	9.900	15	2.60	9.400	20	3.10	10.850	12	10.10	40.950	17
48	MCALLISTER Thea	Stockport - team 1	2.00	10.650	9	2.20	9.700	18	2.60	9.650	16	2.90	10.750	14	9.70	40.750	18
34	ALLEN HANCOCK Lucy	Warrington - B team	1.00	10.150	18	2.20	8.650	27	2.40	10.700	2	2.80	11.150	6	8.40	40.650	19
33	BUCKLEY-MCCAFFREY Aimee	Warrington - B team	1.00	10.200	17	2.30	10.350	7	2.50	9.100	25	2.80	10.700	15	8.60	40.350	20
52	YANG Milly	The Wire - team 1	2.00	10.550	11	2.30	9.900	15	2.80	8.700	31	3.00	11.150	6	10.10	40.300	21
88	BURNS Gracie	Sparks - purple team	2.00	10.400	14	2.40	10.450	6	2.10	8.350	36	2.80	11.100	7	9.30	40.300	21
87	LORD Rosie	Sparks - purple team	2.00	10.500	12	2.30	9.450	22	2.20	8.850	29	3.00	11.300	3	9.50	40.100	22
227	WINTERBONE Emily	Stockport - team 2	2.00	10.500	12	2.10	10.050	12	2.10	9.150	24	2.90	10.350	22	9.10	40.050	23
72	HOWARD Caitlin	Salford	2.00	10.600	10	2.40	9.500	21	2.70	8.650	32	3.20	11.200	5	10.30	39.950	24
86	KIRKHAM Ella	Sparks - purple team	2.00	10.750	7	2.30	9.900	15	2.70	8.300	37	3.00	10.550	18	10.00	39.500	25
74	MACER Olivia	Salford	2.00	10.400	14	2.40	10.000	13	2.20	7.950	40	3.20	11.050	8	9.80	39.400	26
84	TOMKINSON Amelie	Sparks - red team	2.00	10.950	3	2.30	8.450	30	1.70	8.500	34	2.90	11.100	7	8.90	39.000	27
38	BOTTOMLEY Alana	Warrington - A team	2.00	11.000	2	2.30	7.450	35	2.50	10.600	4	2.90	9.750	29	9.70	38.800	28



#	Athlete	Club	D	Score	Rk	D	Score	Rk	D	Score	Rk	D	Score	Rk	D	Score	Rk
58	BANNISTER Teagan	Southport	1.00	9.950	21	2.10	9.800	17	2.60	9.200	23	2.80	9.850	28	8.50	38.800	28
3	OMEJE Serena	CMIG - blue team	1.00	9.950	21	2.30	10.000	13	1.70	7.500	43	2.90	11.050	8	7.90	38.500	29
81	LORD Lilah	Sparks - red team	2.00	10.500	12	2.30	7.850	34	2.30	9.000	26	2.90	11.000	9	9.50	38.350	30
77	SMETHURST Freya	Bury	1.00	9.750	25	2.20	8.350	32	2.10	9.750	15	3.00	10.400	21	8.30	38.250	31
28	BROWN Millie	The Wire - team 3	1.00	9.750	25	2.20	9.350	23	2.30	8.900	28	3.10	10.150	25	8.60	38.150	32
57	VOLANTE Lucia	Southport	1.00	10.100	19	2.40	9.950	14	2.50	7.600	42	2.90	10.400	21	8.80	38.050	33
56	CAIN Grace	Southport	1.00	9.900	22	2.30	9.800	17	1.90	8.050	38	2.80	9.750	29	8.00	37.500	34
13	SEALE Heidi-Rae	Sparks - green team	2.00	10.200	17	2.20	8.000	33	1.70	8.700	31	2.70	10.450	20	8.60	37.350	35
8	CHEUNG Elisabeth	CMIG - red team	1.00	9.650	27	2.10	8.600	28	1.80	9.200	23	2.70	9.900	27	7.60	37.350	35
79	COWLING Emma	Bury	1.00	9.700	26	2.30	8.850	26	2.20	8.000	39	2.80	10.350	22	8.30	36.900	36
5	CHOWDHURY Safah	CMIG - red team	1.00	9.750	25	2.10	8.550	29	2.30	8.950	27	2.80	9.650	30	8.20	36.900	36
76	PERCIVAL Hattie	Bury	1.00	9.800	24	2.30	9.300	24	2.20	5.950	47	2.90	10.500	19	8.40	35.550	37
228	WOOD Phoebe	Stockport - team 2	1.00	9.950	21	2.10	8.850	26	1.40	5.650	48	2.90	10.650	16	7.40	35.100	38
7	NG Shiana	CMIG - red team	1.00	9.450	28	2.10	8.600	28	1.70	6.950	45	2.70	9.750	29	7.50	34.750	39
78	HARGREAVES Katie	Bury	1.00	10.000	20	2.30	9.700	18	1.30	3.450	49	2.70	10.850	12	7.30	34.000	40
42	TURLEY Sophie	Stockport - team 2	1.00	9.850	23	2.20	9.500	21	2.70	7.150	44	2.10	6.500	31	8.00	33.000	41
19	TOWNSEND Holly	Sparks - blue team	2.00	10.850	5	2.30	10.500	5	2.50	10.500	6			32	6.80	31.850	42
17	ROTHWELL Fern	Sparks - blue team	2.00	10.800	6	2.40	10.250	9	0.00	0.000	50	3.10	10.600	17	7.50	31.650	43
24	HUGHES Maisie	The Wire - team 2	2.00	10.800	6	2.40	9.600	19	0.00	0.000	50	3.00	10.950	10	7.40	31.350	44
70	O'NEILL Rae	Vernon Park	2.00	10.400	14			37	2.60	9.550	17	2.90	11.050	8	7.50	31.000	45
32	GANNON Phoebe	Warrington - B team	1.00	10.450	13	2.30	9.950	14	0.00	0.000	50	2.90	10.500	19	6.20	30.900	46
35	HANSBURY-ELLIS Grace	Warrington - B team	1.00	10.200	17	2.30	10.350	7	2.50	10.350	8			32	5.80	30.900	46
4	LAWSON Poppy	CMIG - blue team	1.00	10.000	20	2.10	10.100	11	2.20	10.350	8			32	5.30	30.450	47
36	PURDIE Daisy	Warrington - A team			29	2.30	9.900	15	2.60	10.100	10	2.90	10.350	22	7.80	30.350	48
12	BURGESS Ella Rose	Sparks - purple team	2.00	10.600	10			37	2.40	9.100	25	2.80	10.350	22	7.20	30.050	49
18	DENNON Olivia	Sparks - blue team			29	2.30	10.350	7	2.00	8.850	29	2.90	10.850	12	7.20	30.050	49
41	PIKE Alys	Stockport - team 1	2.00	10.500	12	2.40	9.850	16	2.70	9.500	18			32	7.10	29.850	50
20	FARRELLY Ava	Sparks - blue team	2.00	10.350	15			37	2.50	8.650	32	2.90	10.600	17	7.40	29.600	51
63	HINES Imogen	Wigan & Ashton			29	2.10	9.350	23	2.20	9.250	22	2.80	10.300	23	7.10	28.900	52
9	GARNER Skyla	CMIG - blue team			29	2.10	9.550	20	1.90	8.800	30	2.30	10.450	20	6.30	28.800	53
71	HORAN Amber	Salford	0.00	0.000	29	2.30	8.850	26	2.60	9.450	19	3.10	10.450	20	8.00	28.750	54
66	CLARKE Lana	Vernon Park			29	2.40	9.800	17	2.30	8.800	30	2.80	10.100	26	7.50	28.700	55
49	DOYLE Lucy	Stockport - team 1			29	2.20	8.400	31	2.00	7.900	41	2.90	10.750	14	7.10	27.050	56
65	ROBERTS Bella	Wigan & Ashton	2.00	10.750	7	2.10	9.600	19	1.40	6.550	46			32	5.50	26.900	57
6	MCKOY Anais	CMIG - red team	1.00	9.800	24	2.10	4.250	36	0.00	0.000	50	2.60	10.300	23	5.70	24.350	58
230	WIDDOWSON Faith	Warrington - A team	2.00	10.650	9			37	0.00	0.000	50	3.00	10.800	13	5.00	21.450	59
54	CHIKATE Stacey	The Wire - team 1			29	2.30	10.150	10			50	2.70	11.200	5	5.00	21.350	60
61	ADELEKE Taya	Wigan & Ashton	2.00	10.600	10			37	0.00	0.000	50	2.90	10.700	15	4.90	21.300	61
46	MORRISON-HOWARTH Riley	Stockport - team 1	2.00	10.350	15			37	0.00	0.000	50	2.90	10.650	16	4.90	21.000	62
75	ZAPALA Rokšana	Salford	2.00	10.700	8			37	0.00	0.000	50	3.00	10.250	24	5.00	20.950	63



#	Athlete	Club	D	Score	Rk	D	Score	Rk	D	Score	Rk	D	Score	Rk	D	Score	Rk
69	MCCULLEY Madeleine	Vernon Park	2.00	11.000	2	2.40	9.600	19	0.00	0.000	50			32	4.40	20.600	64
31	CARTLEDGE Emily	Warrington - B team			29			37	2.40	10.100	10	2.90	10.400	21	5.30	20.500	65
44	JONES Ruby	Stockport - team 2	1.00	9.700	26			37	0.00	0.000	50	2.80	10.800	13	3.80	20.500	65
231	CIUBOTARU Marina	CMIG - blue team	1.00	9.900	22			37	0.00	0.000	50	2.70	10.450	20	3.70	20.350	66
55	JONES Scarlett Grace	The Wire - team 1	2.00	10.650	9			37	2.10	8.600	33			32	4.10	19.250	67
73	BLAND Charlotte	Salford			29	2.40	9.250	25	2.30	9.350	21			32	4.70	18.600	68
50	SHEPHERD Georgia	Stockport - team 2			29	2.10	9.250	25	2.40	8.450	35			32	4.50	17.700	69
25	HUTCHINSON Rosie	The Wire - team 2			29			37	2.10	10.350	8	0.00	0.000	32	2.10	10.350	70
10	NG Ka Man	CMIG - red team			29			37	2.20	9.350	21			32	2.20	9.350	71

Generated Mon, 16 Sep 2019 00:38:15 +0100 in 0.006 seconds by kscore.ca